

bijou[®]

the ridiculously good looking wallpaper™ process

Details

Submit project details, including project name, project location, design inspiration or print-ready files, quantities needed and/or elevations, and desired substrate, to design@bijoucoverings.com

Quote

We will provide a detailed quote for you

Quote Approval

Sign the bottom of the proposal and we'll then schedule call to discuss the design intent

Mock-ups

We will send you mock-ups within 5-10 business days for your approval and schedule a follow up call with our design team

Strike-off

When mock-ups are approved, strike-offs will be printed and shipped within 5 business days to the client for final approval

Final Production

Once we receive strike-off approval, a 50% deposit will be required to begin production and the balance is due prior to shipping to the final destination

bijou[®]

ridiculously good looking wallpaper™
custom printed in the U.S.A.

PRINTING REQUIREMENTS

File types accepted from Photoshop or Illustrator:



Photoshop files should be at least 100dpi
at print size

Precise color matching services are available
Pantone Coated reference preferred

Print ready files: includes bleed and requires no
additional work, editing, or sizing

Preliminary design files: our designers work
with you to create or edit your file to
perfection!


bijou[®]

ridiculously good looking wallpaper™
custom printed in the U.S.A.

BLEED INFORMATION




SAFE AREA




This is the area within the trim where any text, logos, and important parts of the design should be kept. Otherwise it may get cut off.

TRIM



The final size of the wallcovering is referred to as the trim size. This is where the installer will aim to cut the wallcovering.

BLEED



This is the area outside of the trim line that will get cut off. A print ready file should always include bleed, typically 2" per side*.

*Larger walls may require extra bleed